

Acknowledgements: Petra Hroch Tiessen, Connor McDonnell, Maha Al Mandhari, Monica Caldeira-Kulbakas, Suja Sri Satunarojoh, Carmina Santos, Anya Nair, Jacqueline Hanley, Ashley Harvey, Kathryn A. Birnie, Jennifer Stinson, Fiona Campbell, Raad Fadaak, Louise Tunnah, Louise Gibson, Sabrina Cannella, Chloe Fleisher, and Solutions for Kids in Pain National Advisory Network



Scan here!

For more information, tools, and to provide feedback on this resource's effectiveness.

linktr.ee/opioideducation_prescriber

PEARLS FOR PRESCRIBERS

Effective & safe use of opioids for post-surgical pain



■ Prior to prescribing opioids:

- Take a pain-focused history, including location, duration, severity, and impact on function
- Perform a physical examination
- Weigh the potential benefits and risks of using opioids to relieve pain
- Screen for previous use of opioids and/or recreational drugs that may increase the risk of opioid use disorder
- Create a multi-modal plan that includes:



physical strategies
(e.g. heat, ice, or positioning)



psychosocial strategies
(e.g. distraction, belly breathing, or mindfulness)



non-opioid pharmacological strategies
(e.g. acetaminophen and/or NSAIDs)





Opioids should only be used to treat moderate to severe pain in children when other strategies are inadequate to manage pain.

■ When prescribing opioids:

- Use age-appropriate pain scales to assess and monitor the patient's pain level.
- Use the lowest effective dose of the most appropriate opioid for the shortest duration necessary to manage the child's pain.
- Develop a clear and personalized treatment plan, specifying the type of opioid, dosage, frequency, duration, potential side effects, and follow-up appointments.
- Maintain and document comprehensive records of the assessment, treatment plan, and interactions with the patient and their caregiver.
- Be sensitive to and consider potential (un)conscious biases (See p. 4 of Opioids and Pain in Youth: A toolkit for health professionals).
- Review and comply with section 5.1.6. of the Pediatric Pain Management standard (CAN/HSO 13200:2023) when prescribing opioids as a co-therapy.

Provide education to patients and caregivers

Educate patients and caregivers on:






-  **Pain after surgery**
What to expect, why treating pain is important, and how to assess pain.
-  **Physical & psychosocial interventions**
Non-pharmacological strategies to reduce pain.
-  **Non-opioid & opioid pharmacotherapy**
Using the “step-wise” approach, including dosing and discontinuation of medications.
-  **Opioid safety**
Safe use (including tapering / discontinuation), storage, and disposal of opioids.

Educated patients and caregivers are more likely to:



- Notice signs of adverse reactions, allowing for quicker medical attention.
- Reduce risks of accidental overdose and other complications.
- Monitor their child's progress, facilitating better pain management and well-being.
- Feel empowered to make informed decisions on pain management.

Deliver opioid and pain management education based on evidence

DOS

-  **Respect the patient's and caregiver's privacy.**
 - Choose a private and quiet location, free from distraction for conversations.
 - Maintain a safe space for questions about medications.
-  **Provide contact information.**
 - Give your contact for follow-up questions and support.
-  **Provide education.**
 - Educate patients and/or the caregivers who will be administering medications at home during multiple points of their healthcare journey.
 - Advise that opioids are an effective and safe part of the patient's pain management plan.
-  **Communicate clearly.**
 - Use simple plain language and avoid medical jargon or complex terms.
 - Break down complex concepts into smaller, more manageable parts.
 - Tailor information to your patient's specific needs.
 - Repeat important information to reinforce understanding.
-  **Check that your patient/caregiver(s) understand what you advise.**
 - Ask them open-ended questions to check their understanding.
 - Ask them to summarize the information in their own words.
 - Use visual aids (e.g. diagrams, charts, pictures) as needed.

DON'TS

-  **Don't assume another member of the health care team will provide all the discharge instructions.**
 - This is the responsibility of every team member!
-  **Don't wait until right before discharge to give medication instructions.**
 - Don't rush patients/caregivers – give them time to ask questions.

Disclaimer: This resource is for informational purposes only, it is not meant to replace medical advice from a health professional. If you wish to adapt this resource to use at your own institution, please email contact@kidsinpain.ca to seek permission.

This information sheet was designed as a companion document to 'Effective and Safe Use of Opioids for Post-Surgical Pain - Information for Caregivers'. The guidance in these documents aligns with section 5 of the Health Standards Organization's Pediatric Pain Management standard (CAN/HSO 13200:2023).

Production of this document has been made possible through a financial contribution from Health Canada. The views expressed herein do not necessarily represent the views of Health Canada.